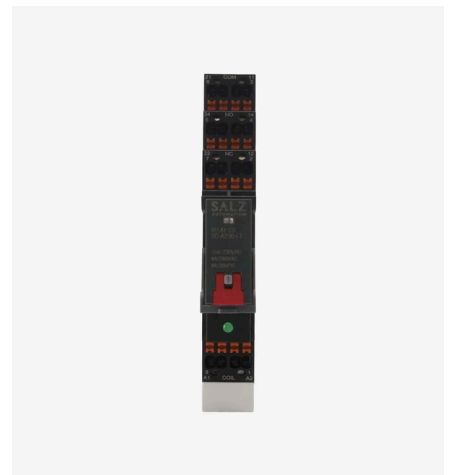



RELAY CS 2C-A230-LT-KIT

Series CS Relay 2 changeover contacts 230 V AC



Preassembled relay with 2 changeover contacts and socket with Push-in connection technology

The preassembled relay RELAY CS 2 AC KIT is a compact combination of a plug-in industrial relay from the CS series with 230 V AC with two changeover contacts and a socket. The socket has push-in connection terminals that simplify the wiring process. The kit is 16 mm wide and suitable for various mounting applications. The two changeover contacts makes it versatile for controlling multiple electrical circuits. The relay operates with a 230 V AC control voltage and is capable of handling a 8 A contact load. The inclusion of an LED and mechanical indicator windows offers visual feedback on the relay's status, while a test button enables manual testing. Additionally, it complies with CE, UL and RoHS standards, ensuring highest safety and environmental adherence in its design and manufacturing.

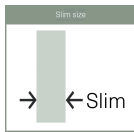
ORDER DETAILS

Function: 2 changeover contacts, control voltage: 230 V AC, contact load: 8 A, LED, mechanical indicator windows, test button, Push-in wiring, 16 mm wide, CE, UL and RoHS compliant

SKU/Order No.: SA-CS2C-A230-T-PM




Features



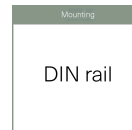
Slim Design

Takes lesser space as the socket is slim designed.



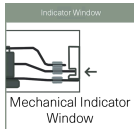
8 A switching capability

Contact rating 8 A



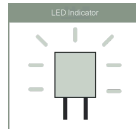
DIN rail mounting

The socket can be mounted on a DIN rail.




Mechanical Indicator Window

Relay has a mechanical indicator window where the physical movement of the contacts can be observed in real time.



LED Indicator

Relay comes with an LED indicator that indicates the ON status of the relay.



Test Button

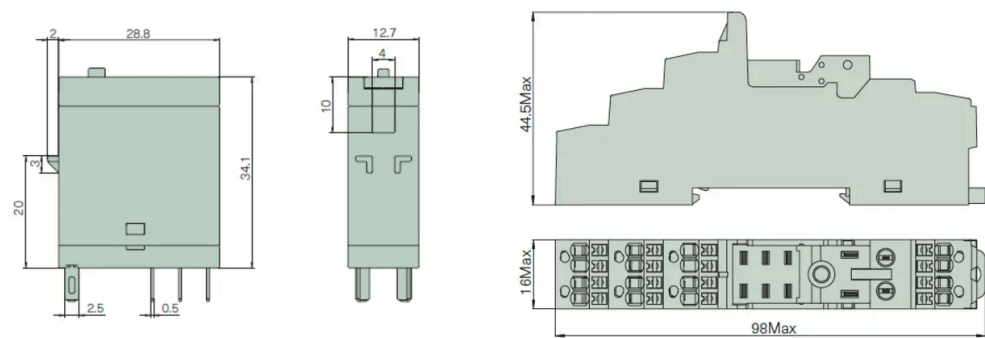
Relay has a test button which comes with a temporary position holder.



High insulation capability

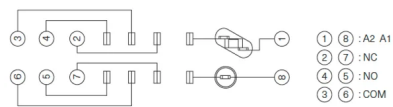
High insulation capability of 5 kV surge voltage between input and output

Mechanical Dimensions



SOCKET CS 2C-PU dimension drawing

Drawings



SOCKET CS 2C-PU Wiring Diagram

Technical Data

Contact Characteristics

Contact form	2 changeover contacts
Maximum switching capacity	2000 VA / 2400 W
Rated resistive load	8A - 250 V AC

Contact Data

Contact material	Silver alloy / gold plated contacts
Contact resistance	$\leq 100 \text{ m}\Omega$ (1 A 6 V DC)
Electical endurance (number of operations)	3 x 10 ⁵ cycles (room temperature 23 °C, 1s on 1s off, resistive) / NO-NC 1 x 10 ⁵ cycles (high temperature 55 °C, 1s on 1s off, resistive)
Mechanical endurance (number of operations)	1x 10 ⁷ cycles

Ambient Condition

Operating Humidity (non-condensing)	30 % ~ 85 % RH
Impact / Shock	Stable operation 98 m/s ² / Damage limit 980 m/s ²
Vibration	10 Hz ~ 55 Hz, 1 mm dual amplitude
Ambient Temperature (operating)	-40 °C ~ 55 °C

Certification

Certification	CE, UL, RoHS, Tüv
---------------	-------------------

Mechanical Data

Weight (typ.)	App. 18 g + 41.5 g
---------------	--------------------

Dimensions

Width (mm)	16
Height (mm)	98

Characteristics

Operate time (at rated voltage)	20 ms max.
Release time (at rated voltage)	20 ms max.
Insulation resistance	1000 MΩ (500 V DC)
Dielectric strength (between coil and contacts)	5000 V AC 1 min.
Dielectric strength (between contact sets)	3000 V AC 1 min.
Dielectric strength (between open contacts)	1000 V AC 1 min.

Interface

LED indicator	Yes
Mechanical indicator	Yes
Test button	Yes

Coil Data

Socket coil resistance at 23 °C	23000 Ω ±10 % at 23 °C
Max. continuous voltage at 23 °C	110 % Rated Voltage
Making voltage 23 °C	80 % Rated voltage guaranteed making
Breaking voltage 23 °C	30 % Rated voltage guaranteed breaking
Rated power	App. 1.0 VA

Socket Contact Characteristics

Rated Voltage	300 V
Rated Current	10 A
External connection wire	20~16 AWG / 0.5 ~ 2.5 mm^2
Dielectric withstand voltage (Intercontact)	2500 V/S
Dielectric withstand voltage (coil-contact)	4000 V/S