

# RELAY GS 4C-D24-LT-J-KIT

## Series GS Relay 4 changeover contacts 24 V DC with FWD



### Preassembled relay with 4 changeover contacts, FWD and socket with Push-in connection technology

The preassembled relay RELAY GS 4 DC KIT is a comprehensive solution featuring a plug-in industrial relay from the GS series with 24 V DC and four changeover contacts, along with an integrated free-wheeling diode (FWD) for enhanced performance. The inclusion of the FWD within the relay module itself eliminates the need for separate diode modules, simplifying installation and optimizing functionality. Equipped with push-in connection terminals, the socket streamlines the wiring process, while the four changeover contacts offer versatility in controlling multiple electrical circuits. Operating with a 24 V DC control voltage, the relay can handle a 5 A contact load with ease.

For user convenience, the relay features an LED and mechanical indicator window, providing visual feedback on its status, along with a test button for manual testing. With a width of 30.5 mm, the kit is suitable for various mounting applications. Furthermore, the RELAY GS 4 DC KIT complies with CE and RoHS standards, ensuring the highest levels of safety and environmental adherence in its design and manufacturing.

ORDER DETAILS

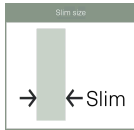
**Function:** 4 changeover contacts, control voltage: 24 V DC, contact load: 5 A, Built-in Free Wheeling Diode, LED, mechanical indicator window, test button, push-in wiring, 30.5 mm wide, CE and RoHS compliant

**SKU/Order No.:** SA-GS4C-D24-TFP-PM

---



## Features



### Slim Design

Takes lesser space as the socket is slim designed.



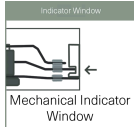
### 5 A switching capability

Contact rating 5 A



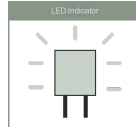
### DIN rail mounting

The socket can be mounted on a DIN rail.




### Mechanical Indicator Window

Relay has a mechanical indicator window where the physical movement of the contacts can be observed in real time.



### LED Indicator

Relay comes with an LED indicator that indicates the ON status of the relay.



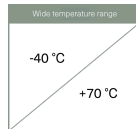
### Test Button

Relay has a test button which comes with a temporary position holder.



### High insulation capability

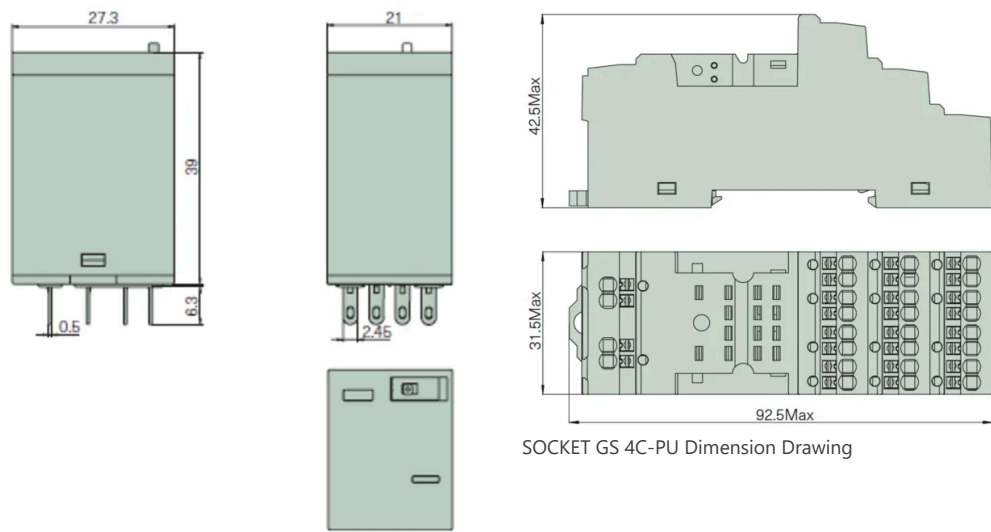
High insulation capability of 5 kV surge voltage between input and output



### Wide Operating Temperature

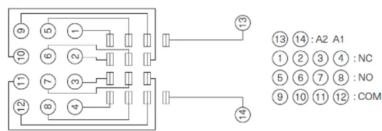
Relay's housing featuring wide operating temperature range designed for harsh environments.

# Mechanical Dimensions



SOCKET GS 4C-PU Dimension Drawing

# Drawings



SOCKET GS 4C-PU Wiring Diagram

# Technical Data

## Contact Characteristics

Contact form	4 changeover contacts
Maximum switching capacity	1250 VA / 150 W
Rated resistive load	5 A - 30 V DC

## Contact Data

Contact material	Silver alloy / gold plated contacts
Contact resistance	$\leq 100 \text{ m}\Omega$ (1 A 6 V DC)
Electical endurance (number of operations)	2 x $10^5$ cycles (room temperature 23 °C, 2s on 1s off, resistive) / 1 x $10^5$ cycles (high temperature 55 °C, 1s on 1s off, resistive)
Mechanical endurance (number of operations)	1x $10^7$ cycles

## Ambient Condition

Operating Humidity (non-condensing)	30 % ~ 85 % RH
Impact / Shock	Stable operation 98 m/s <sup>2</sup> / Damage limit 980 m/s <sup>2</sup>
Vibration	10 Hz ~ 55 Hz, 1 mm dual amplitude
Ambient Temperature (operating)	-40 °C ~ 70 °C

## Certification

Certification	CE, RoHS
---------------	----------

## Mechanical Data

Weight (typ.)	App. 35 g + 71.5 g
---------------	--------------------

## Dimensions

Width (mm)	26.5
Height (mm)	92.5

**Characteristics**

Operate time (at rated voltage)	20 ms max.
Release time (at rated voltage)	20 ms max.
Insulation resistance	1000 M $\Omega$ ( 500 V DC)
Dielectric strength (between coil and contacts)	1500 V AC 1 min.
Dielectric strength (between contact sets)	1000 V AC 1 min.
Dielectric strength (between open contacts)	1000 V AC 1 min.

**Interface**

LED indicator	Yes
Mechanical indicator	Yes
Test button	Yes

**Coil Data**

Socket coil resistance at 23 °C	630 $\Omega$ $\pm$ 10 % at 23 °C
Max. continuous voltage at 23 °C	110 % Rated Voltage
Making voltage 23 °C	75 % Rated voltage guaranteed making
Breaking voltage 23 °C	10 % Rated voltage guaranteed breaking
Rated power	App. 0.9 W

**Socket Contact Characteristics**

Rated Voltage	300 V
Rated Current	10 A
External connection wire	20~16 AWG / 0.5 ~ 1.5 mm <sup>2</sup>
Dielectric withstand voltage (Intercontact)	2500 V/S
Dielectric withstand voltage (coil-contact)	4000 V/S